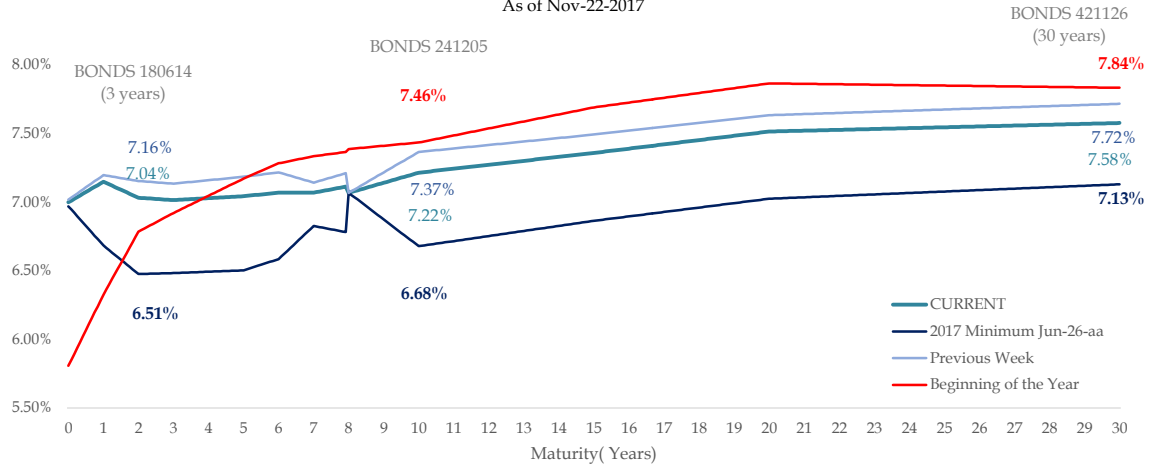


# Daily Debt Report

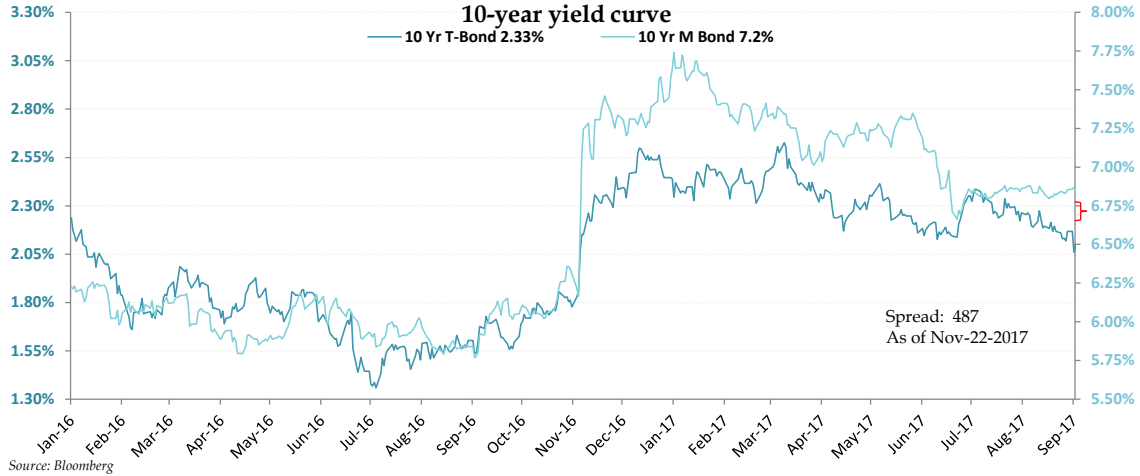
Date November 22, 2017

MBond Yield Curve  
As of Nov-22-2017



Source: Bloomberg

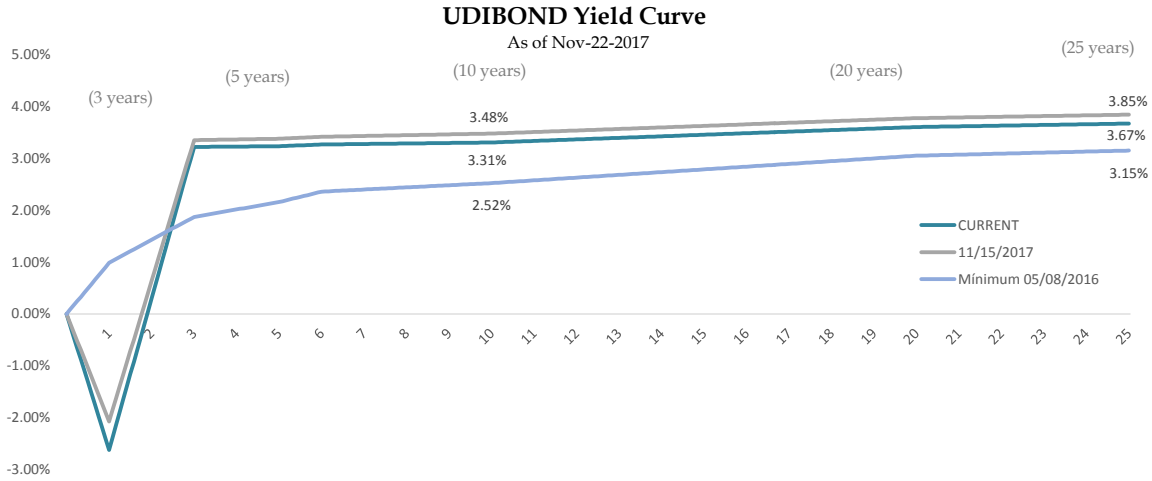
M Bond & Treasury Bond since 2016:  
10-year yield curve



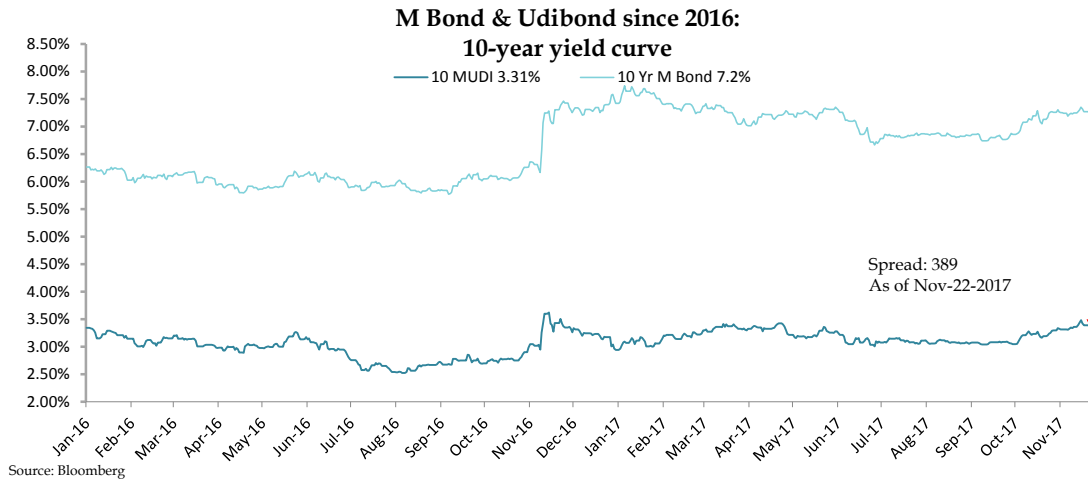
Source: Bloomberg

## M Bonds

Instrument	ISIN	Maturity Date	Years to Maturity	Days to next coupon	Clean Price	Dirty Price	Accrued Interest	Coupon Rate	YTM	Moody's	Fitch	S&P
MBONO 7.25 12/15/2016 Govt	MX0MGO0000C0	12/15/2016	-1	0	-	3.63	3.63	7.25	-	WR	NR	NR
MBONO 5 06/15/2017 Govt	MX0MGO0000S6	6/15/2017	0	0	-	2.50	2.50	5.00	-	WR	NR	NR
MBONO 7.75 12/14/2017 Govt	MX0MGO0000F3	12/14/2017	0	20	100.03	103.47	3.44	7.75	7.10	A3	BBB+	A
MBONO 4.75 06/14/2018 Govt	MX0MGO0000T4	6/14/2018	1	20	98.70	100.81	2.11	4.75	7.15	A3	BBB+	-
MBONO 8.5 12/13/2018 Govt	MX0MGO0000G1	12/13/2018	1	20	101.39	105.17	3.78	8.50	7.12	A3	BBB+	A
MBONO 5 12/11/2019 Govt	MX0MGO0000V0	12/11/2019	2	20	96.16	98.38	2.22	5.00	7.02	A3	BBB+	A
MBONO 8 06/11/2020 Govt	MX0MGO0000L1	6/11/2020	3	20	102.34	105.89	3.56	8.00	6.99	A3	BBB+	A
MBONO 6.5 06/10/2021 Govt	MX0MGO0000N7	6/10/2021	4	20	98.38	101.26	2.89	6.50	7.02	A3	BBB+	A
MBONO 6.5 06/09/2022 Govt	MX0MGO0000Q0	6/9/2022	5	20	97.94	100.83	2.89	6.50	7.03	A3	BBB+	A
MBONO 8 12/07/2023 Govt	MX0MGO000003	12/7/2023	6	20	104.64	108.20	3.56	8.00	7.05	A3	BBB+	A
MBONO 10 12/05/2024 Govt	MX0MGO000078	12/5/2024	7	20	116.23	120.68	4.44	10.00	7.06	A3	BBB+	A
MBONO 5.75 03/05/2026 Govt	MX0MGO0000Y4	3/5/2026	8	111	91.44	92.54	1.10	5.75	7.12	A3	BBB+	-
MBONO 7.5 06/03/2027 Govt	MX0MGO0000D8	6/3/2027	10	20	102.06	105.39	3.33	7.50	7.20	A3	BBB+	A
MBONO 8.5 05/31/2029 Govt	MX0MGO0000H9	5/31/2029	12	20	109.62	113.40	3.78	8.50	7.26	A3	BBB+	A
MBONO 7.75 05/29/2031 Govt	MX0MGO0000P2	5/29/2031	14	20	103.46	106.90	3.44	7.75	7.34	A3	BBB+	A
MBONO 7.75 11/23/2034 Govt	MX0MGO0000U2	11/23/2034	17	20	103.21	106.66	3.44	7.75	7.42	A3	BBB+	A
MBONO 10 11/20/2036 Govt	MX0MGO0000B2	11/20/2036	19	20	125.25	129.69	4.44	10.00	7.50	A3	BBB+	A
MBONO 8.5 11/18/2038 Govt	MX0MGO0000J5	11/18/2038	21	20	110.27	114.05	3.78	8.50	7.52	A3	BBB+	A
MBONO 7.75 11/13/2042 Govt	MX0MGO0000R8	11/13/2042	25	20	102.31	105.75	3.44	7.75	7.54	A3	BBB+	A



Source: Bloomberg



Source: Bloomberg

## UDIBOND

Instrument	ISIN	Maturity Date	Years to Maturity	Days to next coupon	Clean Price	Dirty Price	Accrued Interest	Coupon Rate	YTM	Moody's	Fitch	S&P
MUDI 3.5 12/14/2017 Govt	MX0SGO000056	12/14/2017	0	20	100.38	101.93	1.56	3.50	(3.22)	A3	-	A
MUDI 4 06/13/2019 Govt	MX0SGO000072	6/13/2019	2	20	101.18	102.96	1.78	4.00	3.22	A3	-	A
MUDI 2.5 12/10/2020 Govt	MX0SGO0000A1	12/10/2020	3	20	97.85	98.96	1.11	2.50	3.24	A3	-	A
MUDI 2 06/09/2022 Govt	MX0SGO0000B9	6/9/2022	5	20	94.65	95.54	0.89	2.00	3.26	A3	BBB+	A
MUDI 4.5 12/04/2025 Govt	MX0SGO000015	12/4/2025	8	20	108.45	110.45	2.00	4.50	3.31	A3	-	A
MUDI 4.5 11/22/2035 Govt	MX0SGO000023	11/22/2035	18	20	111.88	113.88	2.00	4.50	3.61	A3	-	A
MUDI 4 11/15/2040 Govt	MX0SGO000098	11/15/2040	23	20	105.07	106.85	1.78	4.00	3.67	A3	BBB+	A
MUDI 4 11/08/2046 Govt	MX0SGO0000E3	11/8/2046	29	20	105.57	107.35	1.78	4.00	3.69	A3	-	A

## MXN/USD SPOT exchange rate since 2016

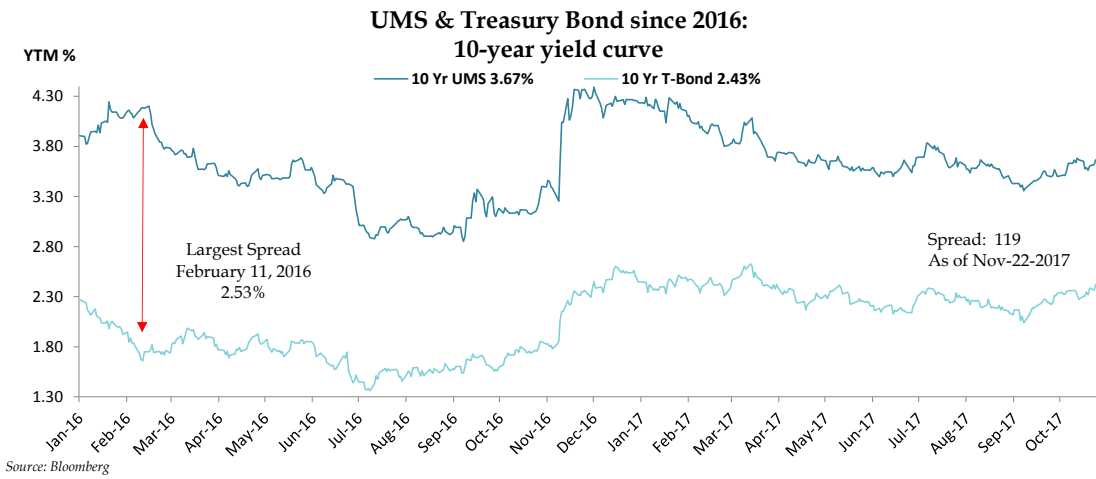
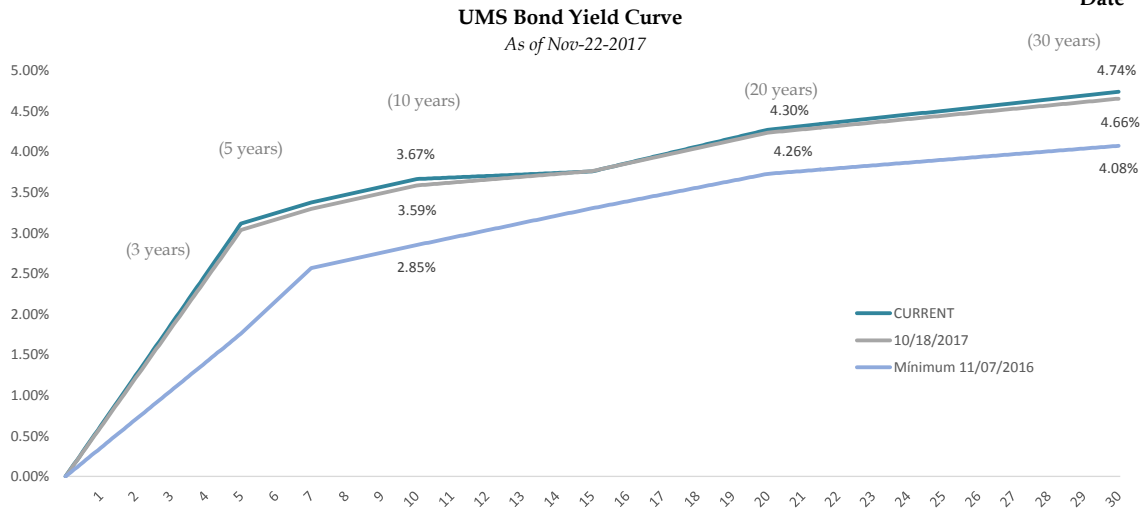
22-Nov-17



Source: Bloomberg

# Daily Debt Report

Date **November 22, 2017**



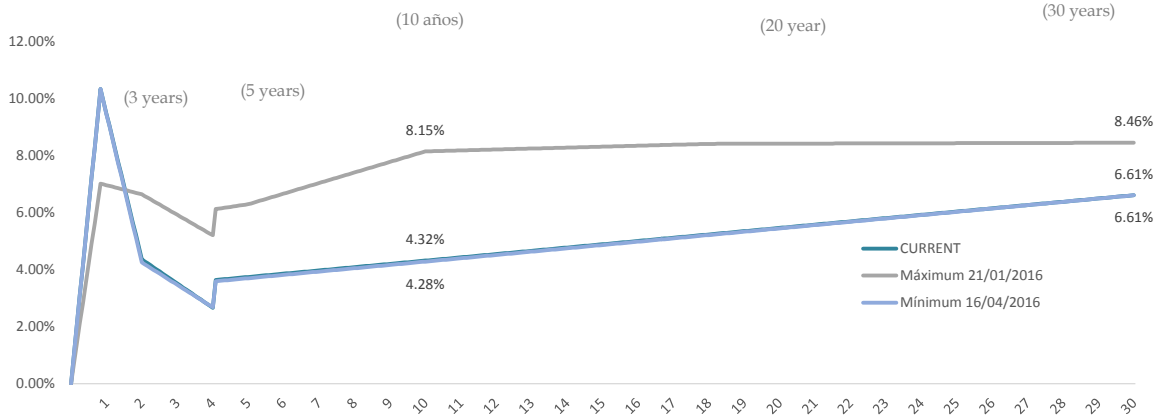
## UMS Bonds

Instrument	ISIN	Maturity Date	Years to Maturity	Days to next coupon	Clean Price	Dirty Price	Accrued Interest	Coupon Rate	YTM	Moody's	Fitch	S&P
MEX 5.95 03/19/2019 Govt	US91086QAW87	3/19/2019	1	0	-	2.98	2.98	5.95	-	WR	WD	NR
MEX 8.125 12/30/2019 Govt	US593048BN00	12/30/2019	2	33	114.19	117.51	3.32	8.13	1.23	A3	BBB+	BBB+
MEX 5.125 01/15/2020 Govt	US91086QAY44	1/15/2020	2	0	-	2.56	2.56	5.13	-	WR	WD	BBB+
MEX 3.5 01/21/2021 Govt	US91086QBD97	1/21/2021	3	55	104.69	105.91	1.22	3.50	1.96	A3	BBB+	BBB+
MEX 3.625 03/15/2022 Govt	US91086QBA58	3/15/2022	4	108	104.36	105.08	0.73	3.63	2.55	A3	BBB+	BBB+
MEX 8 09/24/2022 Govt	US91086QAJ76	9/24/2022	5	117	126.95	128.35	1.40	8.00	2.10	A3	BBB+	BBB+
MEX 4 10/02/2023 Govt	US91086QBC15	10/2/2023	6	126	105.16	105.76	0.60	4.00	3.03	A3	BBB+	BBB+
MEX 3.6 01/30/2025 Govt	US91087BAA89	1/30/2025	7	64	102.15	103.31	1.16	3.60	3.26	A3	BBB+	BBB+
MEX 4.125 01/21/2026 Govt	US91086QBG29	1/21/2026	8	55	105.17	106.60	1.43	4.13	3.39	A3	BBB+	BBB+
MEX 11.5 05/15/2026 Govt	US593048AX90	5/15/2026	8	169	159.19	159.54	0.35	11.50	3.40	A3	BBB+	BBB+
MEX 8.3 08/15/2031 Govt	US91086QAG38	8/15/2031	14	80	151.50	153.81	2.31	8.30	3.53	A3	BBB+	BBB+
MEX 7.5 04/08/2033 Govt	US91086QAN88	4/8/2033	15	132	138.05	139.05	1.00	7.50	4.13	A3	BBB+	BBB+
MEX 6.75 09/27/2034 Govt	US91086QAS75	9/27/2034	17	120	131.72	132.85	1.13	6.75	4.12	A3	BBB+	BBB+
MEX 6.05 01/11/2040 Govt	US91086QAV05	1/11/2040	22	45	119.81	122.08	2.27	6.05	4.61	A3	BBB+	BBB+
MEX 4.75 03/08/2044 Govt	US91086QBB32	3/8/2044	26	101	102.72	103.76	1.04	4.75	4.57	A3	BBB+	BBB+
MEX 5.55 01/21/2045 Govt	US91086QBE70	1/21/2045	27	55	114.56	116.49	1.93	5.55	4.60	A3	BBB+	BBB+
MEX 4.6 01/23/2046 Govt	US91086QBF46	1/23/2046	28	57	100.50	102.07	1.57	4.60	4.57	A3	BBB+	BBB+
MEX 5.75 10/12/2110 Govt	US91086QAZ19	10/12/2110	93	136	107.24	107.94	0.70	5.75	5.36	A3	BBB+	BBB+

# Daily Debt Report

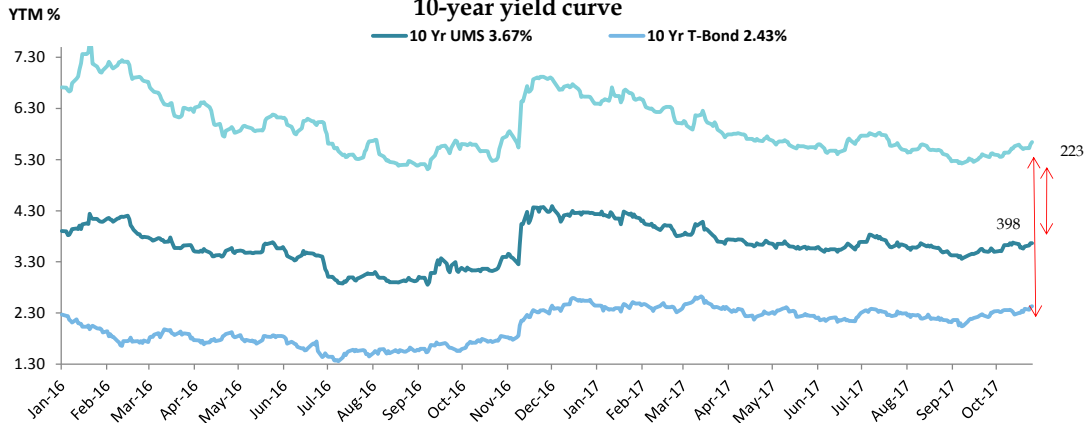
## PEMEX Bonds (U.S Dollar) Yield Curve As of Nov-22-2017

Date November 22, 2017



Source: Bloomberg

## UMS, Treasury Bond, & Pemex since 2016: 10-year yield curve



Fuente: Bloomberg

### PEMEX (US Dollar)

Instrument	ISIN	Maturity Date	Years to Maturity	Days to next coupon	Clean Price	Dirty Price	Accrued Interest	Coupon Rate	YTM	Moody's	Fitch	S&P
PEMEX 10.61 08/15/17	US706448BE62	8/15/2017	0	0	-	10.61	2.62	10.61	-	WR	PIF	NR
PEMEX 10.61 08/15/17	USG69852AN41	8/15/2017	0	0	-	10.61	2.62	10.61	-	WR	PIF	NR
PEMEX 10.61 08/15/17	US706448AX52	8/15/2017	0	0	-	10.61	2.62	10.61	-	WR	PIF	NR
PEMEX 9 1/4 03/30/18	US71654QAP72	3/30/2018	0	123	102.11	105.11	1.44	9.25	2.98	Baa3	BBB+	BBB+
PEMEX 0 07/18/18	US71654QBK76	7/18/2018	1	52	100.93	103.34	0.35	3.37	2.31	Baa3	BBB+	BBB+
PEMEX 9.15 11/15/18	US706448AH03	11/15/2018	1	80	104.37	109.50	0.25	9.15	4.50	Baa3	A+	A
PEMEX 9.15 11/15/18	USG69852AD68	11/15/2018	1	80	104.37	109.50	0.25	9.15	4.50	Baa3	A+	A
PEMEX 9.15 11/15/18	US706448AG20	11/15/2018	1	80	104.37	109.50	0.25	9.15	4.50	Baa3	A+	A
PEMEX 3 1/8 01/23/19	US71654QBQ47	1/23/2019	1	57	100.89	-	1.05	3.13	2.38	Baa3	BBB+	BBB+
PEMEX 8 05/03/19	US71654QAU67	5/3/2019	1	157	108.10	109.20	0.50	8.00	2.28	Baa3	BBB+	BBB+
PEMEX 6 03/05/20	US71656MAC38	3/5/2020	2	98	106.83	109.60	1.35	6.00	2.58	Baa3	BBB+	BBB+
PEMEX 6 03/05/20	US71656LAC54	3/5/2020	2	98	106.83	109.60	1.35	6.00	2.47	Baa3	BBB+	BBB+
PEMEX 5 1/2 01/21/21	US71654QAX07	1/21/2021	3	55	106.67	110.51	1.88	5.50	3.27	Baa3	BBB+	BBB+
PEMEX 5 1/2 01/21/21	US71656MAD11	1/21/2021	3	55	106.45	110.28	1.88	5.50	3.36	Baa3	BBB+	BBB+
PEMEX 5 1/2 01/21/21	US71656LAD38	1/21/2021	3	55	106.56	110.40	1.88	5.50	3.17	Baa3	BBB+	BBB+
PEMEX 5 1/2 01/21/21	US71656MAJ80	1/21/2021	3	55	107.64	111.47	1.88	5.50	2.94	NR	-	BBB+

# Daily Debt Report

## PEMEX (US Dollar)

Instrument	ISIN	Maturity Date	Years to Maturity	Days to next coupon	Clean Price	Dirty Price	Accrued Interest	Coupon Rate	YTM	Moody's	Fitch	S&P
PEMEX 5 1/2 01/21/21	US71656LAJ08	1/21/2021	3	55	107.64	111.47	1.88	5.50	2.94	NR	-	BBB+
PEMEX 6 3/8 02/04/21	US71656MBJ71	2/4/2021	3	69	109.06	113.02	1.94	6.38	4.01	Baa3	BBB+	BBB+
PEMEX 6 3/8 02/04/21	US71656LBJ98	2/4/2021	3	69	109.07	113.03	1.94	6.38	4.26	Baa3	BBB+	BBB+
PEMEX 8 5/8 02/01/22	US706451AG65	2/1/2022	4	66	118.64	124.14	2.69	8.63	4.33	Baa3	BBB+	BBB+
PEMEX 4 7/8 01/24/22	US71654QBB77	1/24/2022	4	58	104.78	108.10	1.63	4.88	3.63	Baa3	BBB+	BBB+
PEMEX 4 7/8 01/24/22	US71656MAL37	1/24/2022	4	58	104.65	107.97	1.63	4.88	3.79	Baa3	BBB+	BBB+
PEMEX 4 7/8 01/24/22	US71656LAL53	1/24/2022	4	58	104.65	107.97	1.63	4.88	3.78	Baa3	BBB+	BBB+
PEMEX 1.7 12/20/22	US71654QBF81	12/20/2022	5	23	98.88	100.36	0.73	1.70	1.90	NR	-	-
PEMEX 1.95 12/20/22	US71654QBD34	12/20/2022	5	23	100.11	101.81	0.84	1.95	2.01	NR	-	-
PEMEX 2 12/20/22	US71654QBC50	12/20/2022	5	23	100.15	101.90	0.86	2.00	2.03	NR	-	-
PEMEX 3 1/2 01/30/23	US71654QBG64	1/30/2023	5	64	98.37	100.64	1.11	3.50	3.87	Baa3	BBB+	BBB+
PEMEX 3 1/2 01/30/23	US71656MAP41	1/30/2023	5	64	98.35	100.62	1.11	3.50	4.18	Baa3	BBB+	BBB+
PEMEX 3 1/2 01/30/23	US71656LAP67	1/30/2023	5	64	98.35	100.62	1.11	3.50	3.86	Baa3	BBB+	BBB+
PEMEX 8 5/8 12/01/23	US706451BC43	12/1/2023	6	4	117.69	126.13	4.16	8.63	5.22	Baa3	BBB+	BBB+
PEMEX 8 5/8 12/01/23	USU70577AR99	12/1/2023	6	4	121.64	130.08	4.16	8.63	4.48	Baa3	BBB+	BBB+
PEMEX 8 5/8 12/01/23	US706451AV33	12/1/2023	6	4	121.64	130.08	4.16	8.63	4.48	Baa3	BBB+	BBB+
PEMEX 4 7/8 01/18/24	US71654QBH48	1/18/2024	6	52	103.58	-	1.71	4.88	4.21	Baa3	BBB+	BBB+
PEMEX 4 7/8 01/18/24	US71656MAQ24	1/18/2024	6	52	103.34	106.82	1.71	4.88	4.09	Baa3	BBB+	BBB+
PEMEX 4 7/8 01/18/24	US71656LAX91	1/18/2024	6	52	102.88	106.36	1.71	4.88	4.34	Baa3	BBB+	BBB+
PEMEX 2.29 02/15/24	US71654QBP63	2/15/2024	6	80	101.45	102.73	0.63	2.29	2.30	-	-	-
PEMEX 2.83 02/15/24	US71654QBL59	2/15/2024	6	80	101.24	102.82	0.78	2.83	2.91	-	-	-
PEMEX 2.378 04/15/25	US71654QBT85	4/15/2025	7	139	99.63	100.19	0.27	2.38	2.30	-	-	-
PEMEX 0 04/15/25	US71654QBS03	4/15/2025	7	50	94.78	96.02	0.19	1.71	2.57	-	-	-
PEMEX 2.46 12/15/25	US71654QBY70	12/15/2025	8	18	99.07	101.28	1.09	2.46	2.54	-	-	-
PEMEX 9 1/2 09/15/27	US706451BD26	9/15/2027	10	108	133.14	137.01	1.87	9.50	4.84	Baa3	BBB+	BBB+
PEMEX 9 1/2 09/15/27	US71654QAM42	9/15/2027	10	108	131.80	135.67	1.87	9.50	5.09	Baa3	BBB+	BBB+
PEMEX 9 1/2 09/15/27	USP78628AE70	9/15/2027	10	108	131.49	135.36	1.87	9.50	5.04	Baa3	BBB+	BBB+
PEMEX 9 1/2 09/15/27	USU70577AS72	9/15/2027	10	108	132.93	136.79	1.87	9.50	4.96	Baa3	BBB+	NR
PEMEX 9 1/2 09/15/27	US706451AW16	9/15/2027	10	108	134.92	138.78	1.87	9.50	4.96	Baa3	BBB+	NR
PEMEX 9 1/2 09/15/27	US71654QAK85	9/15/2027	10	108	131.49	135.36	1.87	9.50	5.04	Baa3	BBB+	BBB+
PEMEX 9 1/2 09/15/27	US706451AX98	9/15/2027	10	108	130.43	134.29	1.87	9.50	5.45	Baa3	BBB+	BBB+
PEMEX 6 5/8 06/15/35	US706451BG56	6/15/2035	18	18	107.57	113.54	2.94	6.63	5.94	Baa3	BBB+	BBB+
PEMEX 6 5/8 06/15/35	US71656MAE93	6/15/2035	18	18	106.14	112.11	2.94	6.63	5.80	Baa3	BBB+	BBB+
PEMEX 6 5/8 06/15/35	US71656LAE11	6/15/2035	18	18	105.70	111.67	2.94	6.63	6.02	Baa3	BBB+	BBB+
PEMEX 6 5/8 06/15/38	US70645KBM09	6/15/2038	21	18	104.63	110.60	2.94	6.63	6.90	Baa3	BBB+	BBB+
PEMEX 6 5/8 06/15/38	US70645JBM36	6/15/2038	21	18	104.61	110.58	2.94	6.63	6.17	Baa3	BBB+	BBB+
PEMEX 6 1/2 06/02/41	US71654QAZ54	6/2/2041	24	5	103.72	110.04	3.12	6.50	6.14	Baa3	BBB+	BBB+
PEMEX 5 1/2 06/27/44	US71654QBE17	6/27/2044	27	30	92.78	97.37	2.26	5.50	6.13	Baa3	BBB+	BBB+
PEMEX 6 3/8 01/23/45	US71654QBR20	1/23/2045	27	57	101.66	106.03	2.15	6.38	6.29	Baa3	BBB+	BBB+
PEMEX 6 5/8 09/29/49	US71656MAF68	PERPETUAL	0	31	101.50	107.00	1.07	6.63	6.53	Baa3	BBB+	BBB+

# Daily Debt Report

## Treasury Bond Yield Curve

As of Nov-22-2017

